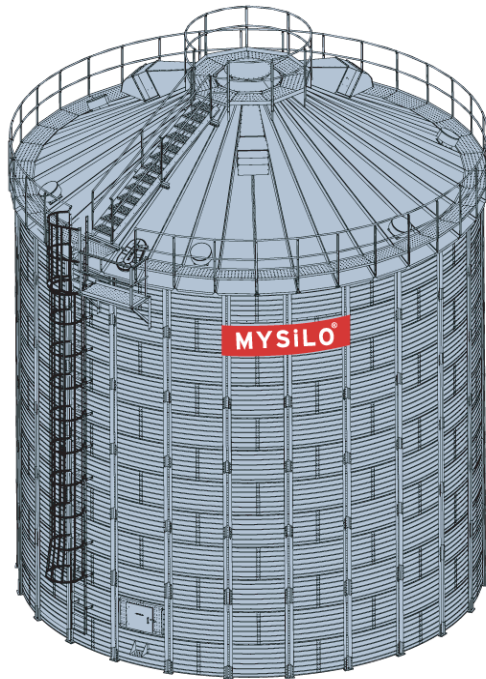
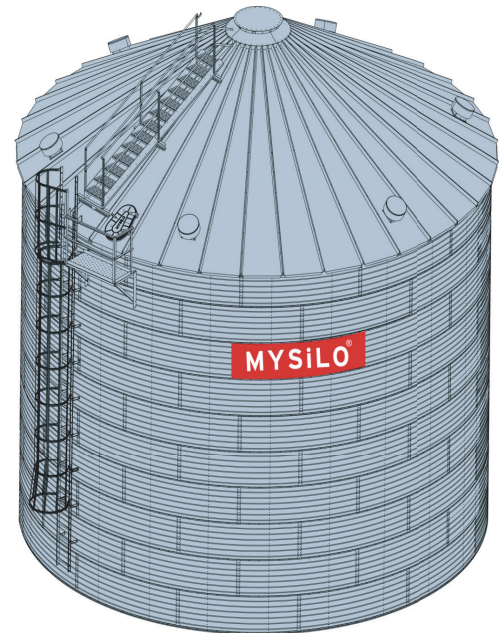


FLAT BOTTOM SILO / F MODEL

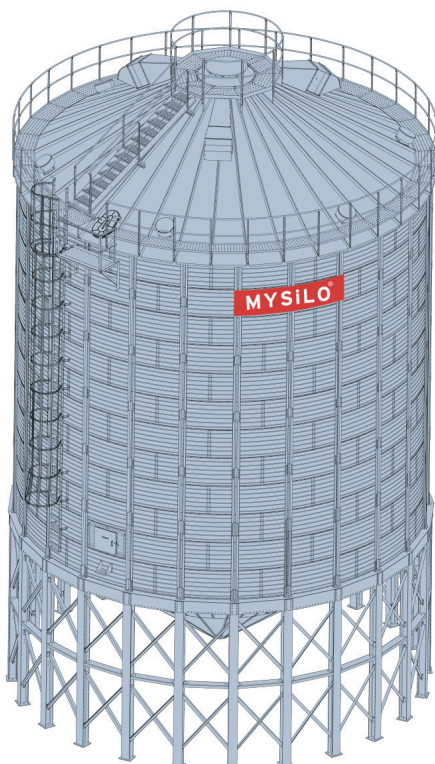
Flat Bottom **F model** silos have;
Diameter Options: 4,58 - 41,25 m,
Capacity Range: 62 - 38.736 m³.

**FARM TYPE SILO / FS MODEL**


Farm type **FS model** silos have;
Diameter Options: 4,58 - 16,50 m,
Capacity Range: 27 - 2.500 m³,
Height Options: 3,5 - 14,50 m.

**COMMERCIAL HOPPER SILO / CH MODEL**

Commercial hopper **CH model** silos have;
Diameter Options: 4,58 - 12,33 m,
Capacity Range: 102 - 2.528 m³.

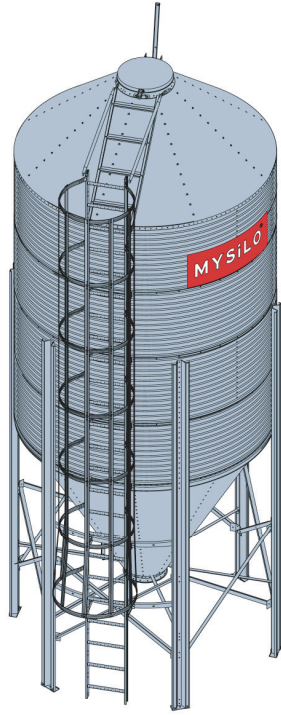
**ECONOMIC HOPPER SILO / EH MODEL**

Economic hopper **EH model** silos have;
Diameter Options: 2,75 - 6,41 m,
Capacity Range: 10 - 270 m³.

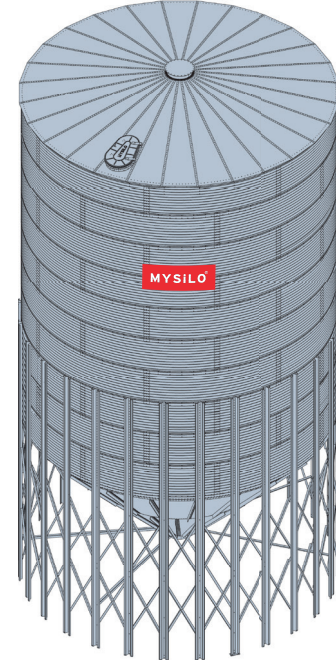


FEED SILO / FT MODEL


FT model feed silos have;
Diameter Options: 1,83 - 3,66 m,
Capacity Range: 4- 86 m³.

**INDUSTRIAL SILO / E MODEL**

Industrial **E model** silos have;
Diameter Options: 2,75 - 6,41 m,
Capacity Range: 10 - 270 m³.

**WATER TANK / W MODEL**

W model water tanks have;
Diameter Options: 1,83 - 16,5 m,
Capacity Range: 1 - 653 m³.

**SQUARE SILO / S MODEL**

S model square silos have;
Dimension Options: 1x1 - 3x3 m,
Capacity Range: 1,1 - 13,7 m³.

